

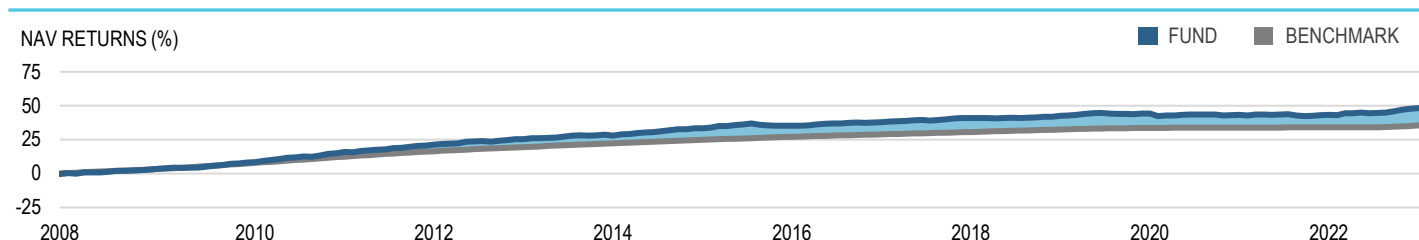
## ACADIAN DEFENSIVE INCOME FUND - CLASS A

DECEMBER 2022

Acadian Defensive Income Fund - Class A seeks to provide investment returns in excess of the Reserve Bank of Australia (RBA) cash rate over rolling three-year periods before fees and taxes, with a relatively low degree of volatility. This will be achieved by combining cash and fixed interest investments with long and short equity holdings chosen using Acadian Australia's equity investment process. Sophisticated portfolio construction techniques will be used to implement this in a way that limits equity market exposure.

**APIR Code** FSF0973AU  
**Inception Date** 19 December 2008  
**Management Cost** 0.45%  
**Buy / Sell spread** 0.1 / 0.1%  
**Exit Unit Price** 0.9426  
**Product Size** \$69 million  
**Benchmark** RBA Cash Rate

### CUMULATIVE PERFORMANCE



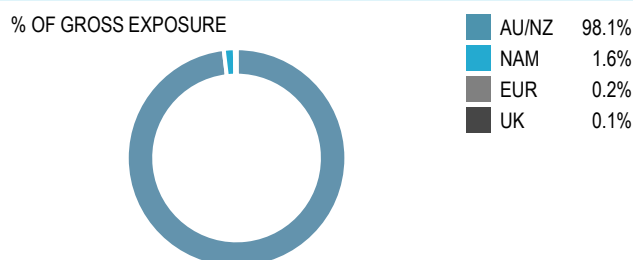
### PERFORMANCE

	FUND (NAV)	BENCHMARK	VALUE-ADDED VS. BENCHMARK
One Month Return	0.8	0.3	0.5
Three Month Return	1.7	0.7	1.0
Year-to-Date Return	4.3	1.3	3.0
One Year Annualized Return	4.3	1.3	3.0
Three Year Annualized Return	1.3	0.6	0.7
Five Year Annualized Return	1.4	0.9	0.5
Ten Year Annualized Return	2.0	1.5	0.5
SINCE INCEPTION ANNUALIZED RETURN	2.9	2.2	0.7

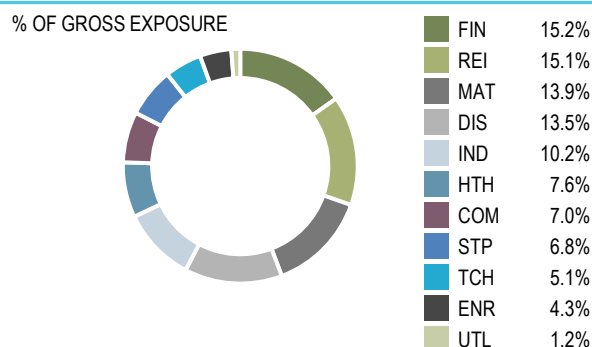
### TOP TEN HOLDINGS

	% OF PORTFOLIO
SPARK NEW ZEALAND LTD	0.6
DEXUS	0.6
IVE GROUP LTD	0.6
ANZ GROUP HOLDINGS LTD	0.6
BENDIGO & ADELAIDE BANK LTD	0.6
METCASH LTD	0.6
VIVA ENERGY GROUP LTD	0.6
AURIZON HOLDINGS LTD	0.6
SCENTRE GROUP	0.6
TELSTRA GROUP LTD	0.6
NUMBER OF SECURITIES	144
% OF PORTFOLIO FOR TOP 10 CURRENT HOLDINGS	6.1
% OF NON-BENCHMARK PORTFOLIO HOLDINGS	6.5

### CURRENT POSITIONING - REGION



### CURRENT POSITIONING - SECTOR



This strategy is accessible through a fund. Colonial First State Investments Limited is the responsible entity for this fund, ABN 98 002 348 352 AFS Licence 232468. Please refer to the latest Product Disclosure Statement and Target Market Determination document available on the following website <http://www.colonialfirststate.com.au> for the terms and conditions of investing into the fund. Returns that include the most recent month are preliminary. All returns are calculated on an annualised basis using exit price to exit price with distributions reinvested, net of management costs, transaction costs. All return calculations exclude any individual taxes payable by the investor and all other fees and rebates disclosed in the relevant product disclosure statements available on our website or by calling us. The 'distribution' component is the amount paid by the way of distribution, which may include net realised capital gains. Portfolio holdings are subject to change and should not be considered a recommendation to buy or sell individual securities. Reference to the benchmark is for comparative purposes only and is not intended to indicate that the Fund will contain the same investments as the benchmark. Investors have the opportunity for losses as well as profits. Past performance is no guarantee of future results. Past performance may differ significantly from future performance due to market volatility. Index Source: RBA Cash Rate.



# ACADIAN DEFENSIVE INCOME FUND - CLASS A

## QUARTERLY REVIEW

### Fund Performance and Activity

The Fund returned 1.7%, 4.18%, 1.26% and 1.90% net of fees for the quarterly, 1-,5-, and 10-year periods, versus returns of 0.70%, 1.27%, 0.87% and 1.49% for the RBA Cash Rate.

The Fund's market neutral component contributed 1.11% to returns for the quarter. Long positions contributed 2.01%, while short positions detracted 0.9%. Key sources of positive returns included long exposures to materials, real estate, financials and communication services and our short exposure to consumer discretionary and consumer staples. Detractors included our short exposure to real estate, materials and healthcare and our long exposure to healthcare.

The Fund's cash position contributed 0.59% to returns for the quarter.

### Key Holdings<sup>1</sup>:

Positive:

Our long exposure to Origin Energy Ltd, an Australian energy exploration company, was rewarded with 18 basis points of active return as share prices gained 37.6% over the quarter. Shares of the company benefited primarily from the \$18 billion takeover approach from Brookfield Asset Management and MidOcean Energy.

Negative:

Our short exposure to Fisher & Paykel Healthcare Corp Ltd, a New Zealand based designer and manufacturer of medical device products and systems, cost the portfolio 12 basis points of active return as share prices jumped 39% in the period. Strength in the Hospital and Homecare product groups have been driving earnings growth for the stock.

### Market Review

Australian equities (S&P/ASX 300 Accumulation Index) rallied an impressive 9.1% in Q4 2022, notwithstanding extreme volatility and record-high inflation levels. In a surprising move, the Reserve Bank of Australia (RBA) acknowledged that rates had already been hiked substantially. Consequently, the central bank hiked rates twice by a smaller-than-expected 25bps before leaving it unchanged at a ten-year high of 3.1% by the end of the quarter. It also stated that its aggressive tightening has not had much of an impact on inflation. The Board also noted that the outlook for inflation remained uncertain amid a global economic slowdown. Despite slowing the pace of rate changes, the central bank cautioned about further tightening to rein in inflation. Meanwhile, the global energy crisis, high cost of living, and increasing interest rates continued to weigh on household consumption. Economists predict that the Australian economy might slow sharply from December onwards, though a recession is unlikely. The RBA expects Australia's economic growth to moderate next year, due to a slowdown in the global economy and fall in household consumption. Its central forecast for GDP growth was revised down to 3% this year and 1.5% in 2023 and 2024. Notably, the labor market remained tight, with unemployment levels at multi-decade low amid high number of job vacancies. While some employers were struggling to fill the vacancies, economists believed the pandemic led boom in job creation was slowly coming to an end.

All sector enjoyed gains over the period, with utilities (+28.0%) leading the pack. The gains were supported by a rise in electricity prices on increasing costs of coal and gas. Meanwhile, consumer staples (+1.7%) contributed the least during the period.

### Market Outlook and Strategy

The global economy appears likely to slow in 2023 as inflation remains high, energy markets are disrupted, and household income growth is soft. The OECD forecasts that global growth will fall to 2.2% in 2023 before rebounding to 2.7% in 2024. Central banks seem biased towards further tightening and there is risk they may overshoot. Recession anxiety has grown globally. The Bank of England has perhaps been the bluntest voice. It warned that the U.K. may face a lengthy recession, lasting until 2024. The central bank blamed a combination of high energy prices and rising rates. As for the U.S., Federal Reserve Chair Jerome Powell has been clear that the Fed wants growth to slow for a time so that inflation can subside. In China, protests broke out, prompted by frustration at the country's "zero-COVID" policy. Perhaps in response, China began to lift some of its COVID restrictions in December. Investors are keen to see whether reopening will be robust and decisive or whether future outbreaks will slow the pace of reopening. The U.S. dollar weakened by 10% relative to global currencies during Q4 2022, perhaps offering some relief to emerging markets burdened by the greenback's strength. Oil prices rose at the beginning of the quarter but then declined to close out the period little changed. The OECD calculates that fully 17.7% of members' GDP is being spent on energy—a level not seen since the 1979-80 oil shock. By comparison, the 2019 outlay on energy was 10.2% of GDP. The Reserve Bank of Australia (RBA) expects the headline consumer price inflation to peak around 8% at the end of 2022, before starting to decline in early 2023. However, the overall inflation is likely to remain slightly above 3% in late 2023 and 2024. Meanwhile, a global recession in 2023 remains inevitable, and prospective over-tightening by the RBA might not bode well for the Australian economy. The central bank, however, has maintained its stance that it will tackle rising price in the country through a tight monetary policy while stimulating economic activity through careful investments.

---

<sup>1</sup>Top contributing/detracting individual positions over the period as measured by basis point impact. This should not be considered a recommendation to buy or sell any specific security. Colonial First State Investments Limited is the responsible entity for this fund, ABN 98 002 348 352 AFS Licence 232468. Please refer to the latest Product Disclosure Statement and Target Market Determination document available on the following website <http://www.colonialfirststate.com.au> for the terms and conditions of investing into the fund. The information provided has been prepared by Acadian from our internal records. It is not intended to replace the official records of your account that you receive directly from the custodian. You are encouraged to compare the information provided to you by Acadian to that provided by the custodian and to contact us with any questions. The specific countries, sectors, and individual stocks discussed herein are non-exclusive and are provided as representative of the portfolio's performance during the period. For a complete list of markets, sectors, and stocks in which the portfolio was invested during the period and the performance of each, please contact Acadian. Please note that Acadian's system of portfolio attribution uses certain estimates and assumptions and the calculations provided herein are based upon Acadian's internal records and not those maintained by the Custodian. Additional details about our method of calculation will be furnished upon request. Reference to the benchmark is for comparative purposes only and is not intended to indicate that the portfolio will or did contain the same investments as the benchmark. This review contains confidential information of Acadian Asset Management LLC. Market conditions are subject to change. Past performance is no guarantee of future returns.

## WANT MORE INFORMATION?

### If you are a Financial Adviser or Wholesale Client:

Please contact Mark Mukundan, VP, Product and Wholesale Markets – 0411 615 685 or contact Acadian on (02) 9093 1000 or email us at [australiaclientservice@acadian-asset.com](mailto:australiaclientservice@acadian-asset.com)

### If you are a Personal Investor or Retail Client:

Speak with your Financial Adviser about the suitability of our products, in light of your investment needs, objectives and financial situation. Please read the product disclosure statement (PDS) and Target Market Determination (TMD) document for the Fund issued by Colonial First State Investments Limited (ABN 98 002 348 352, AFSL 232468) before making an investment decision. You can download the PDS and TMD from <https://www3.colonialfirststate.com.au/personal/resources/pds.html> or contact Colonial on 13 18 36 (8am to 7pm Sydney time)

This material has been prepared by and is issued by Acadian Asset Management LLC and Acadian Asset Management (Australia) Limited, collectively referred to in this material as Acadian. This material is directed at persons who are professional, sophisticated or wholesale clients and has not been prepared for and is not intended for persons who are retail clients and must not be reproduced or transmitted in any form without the prior written consent of Acadian. This material contains general information only. It is not intended to provide you with financial product advice and does not take into account your objectives, financial situation or needs.

Before making an investment decision, you should consider whether this information is appropriate in light of your investment needs, objectives and financial situation. Total returns shown for the Fund or any Portfolio have been calculated using exit prices after taking into account all ongoing fees and assuming reinvestment of distributions. Past performance is no indication of future performance. Past performance may differ significantly from future performance due to market volatility. The product disclosure statement (PDS) for the Acadian Defensive Income Fund - Class A, FSF0973AU (Fund) issued by Colonial First State Investments Limited (ABN 98 002 348 352, AFSL 232468) (CFSIL) should be considered before making an investment decision. CFSIL is a subsidiary of the Commonwealth Bank of Australia (Bank). The Bank and subsidiaries thereof do not guarantee the performance of the Fund or the repayment of capital by the Fund. Investments in the Fund are not deposits or other liabilities of the Bank or its subsidiaries, and investment-type products are subject to investment risk including loss of income and capital invested. To the extent permitted by law, no liability is accepted by the Bank or any affiliates thereof for any loss or damage as a result of any reliance on this information. This information is, or is based upon, information that we believe to be accurate and reliable, however neither Acadian, the Bank nor any affiliates thereof offer any warranty that it contains no factual errors. In Australia 'Colonial', 'Colonial First State' and 'CFS' are trade marks of Colonial Holding Company Limited and 'Colonial First State Investments' is a trade mark of the Bank and all of these trade marks are used by Acadian under license. Copyright © Acadian Asset Management LLC 2023 All rights reserved.

## GENERAL LEGAL DISCLAIMER

These materials provided herein may contain material, non-public information within the meaning of the United States Federal Securities Laws with respect to Acadian Asset Management LLC, BrightSphere Investment Group Inc. and/or their respective subsidiaries and affiliated entities. The recipient of these materials agrees that it will not use any confidential information that may be contained herein to execute or recommend transactions in securities. The recipient further acknowledges that it is aware that United States Federal and State securities laws prohibit any person or entity who has material, non-public information about a publicly-traded company from purchasing or selling securities of such company, or from communicating such information to any other person or entity under circumstances in which it is reasonably foreseeable that such person or entity is likely to sell or purchase such securities.

Acadian provides this material as a general overview of the firm, our processes and our investment capabilities. It has been provided for informational purposes only. It does not constitute or form part of any offer to issue or sell, or any solicitation of any offer to subscribe or to purchase, shares, units or other interests in investments that may be referred to herein and must not be construed as investment or financial product advice. Acadian has not considered any reader's financial situation, objective or needs in providing the relevant information.

The value of investments may fall as well as rise and you may not get back your original investment. Past performance is not necessarily a guide to future performance or returns. Acadian has taken all reasonable care to ensure that the information contained in this material is accurate at the time of its distribution, no representation or warranty, express or implied, is made as to the accuracy, reliability or completeness of such information.

This material contains privileged and confidential information and is intended only for the recipient/s. Any distribution, reproduction or other use of this presentation by recipients is strictly prohibited. If you are not the intended recipient and this presentation has been sent or passed on to you in error, please contact us immediately. Confidentiality and privilege are not lost by this presentation having been sent or passed on to you in error.

Acadian's quantitative investment process is supported by extensive proprietary computer code. Acadian's researchers, software developers, and IT teams follow a structured design, development, testing, change control, and review processes during the development of its systems and the implementation within our investment process.

These controls and their effectiveness are subject to regular internal reviews, at least annual independent review by our SOC1 auditor. However, despite these extensive controls it is possible that errors may occur in coding and within the investment process, as is the case with any complex software or data-driven model, and no guarantee or warranty can be provided that any quantitative investment model is completely free of errors.

Any such errors could have a negative impact on investment results.

We have in place control systems and processes which are intended to identify in a timely manner any such errors which would have a material impact on the investment process.

Acadian Asset Management LLC has wholly owned affiliates located in London, Singapore, and Sydney. Pursuant to the terms of service level agreements with each affiliate, employees of Acadian Asset Management LLC may provide certain services on behalf of each affiliate and employees of each affiliate may provide certain administrative services, including marketing and client service, on behalf of Acadian Asset Management LLC.

Acadian Asset Management LLC is registered as an investment adviser with the U.S. Securities and Exchange Commission. Registration of an investment adviser does not imply any level of skill or training.

Acadian Asset Management (Singapore) Pte Ltd, (Registration Number: 199902125D) is licensed by the Monetary Authority of Singapore.

Acadian Asset Management (Australia) Limited (ABN 41 114 200 127) is the holder of Australian financial services license number 291872 ("AFSL"). It is also registered as an investment adviser with the U.S. Securities and Exchange Commission. Under the terms of its AFSL, Acadian Asset Management (Australia) Limited is limited to providing the financial services under its license to wholesale clients only. This marketing material is not to be provided to retail clients.

Acadian Asset Management (UK) Limited is authorized and regulated by the Financial Conduct Authority ('the FCA') and is a limited liability company incorporated in England and Wales with company number 05644066. Acadian Asset Management (UK) Limited will only make this material available to Professional Clients and Eligible Counterparties as defined by the FCA under the Markets in Financial Instruments Directive.



GLOBAL AFFILIATES

Boston London Singapore Sydney

ACADIAN-ASSET.COM