

SUSTAINABLE AUSTRALIAN EQUITY

December 2022

The Acadian Sustainable Australian Equity strategy seeks to maximise risk-adjusted, long-term active returns from a diversified portfolio of Australian securities whilst actively incorporating a range of socially responsible investment criteria. In addition to the ESG factors embedded throughout our alpha forecasting, some additional screens are implemented. These include reducing the carbon intensity of the portfolio by 20% relative to S&P/ASX 300 Index; excluding securities where it is deemed (by a third party provider) that greater than 5% of its revenue* is derived from the production of tar sands oil; excluding securities with exposure to selective non-ethical industries, including screening out stocks that receive more than 5% of their revenue* derived from the production of goods and services and greater than 50% for associated business activities: Adult Entertainment, Alcohol, Gambling. The strategy excludes companies manufacturing cluster munitions, landmines, chemical weapons, controversial weapons (including nuclear) and has no exposure to companies that are producers or manufacturers of tobacco (or tobacco alternatives) as defined by third party providers.

COMPOSITE PERFORMANCE*

Performance Inception Sep 1, 2015	COMPOSITE (GROSS)	COMPOSITE (NET)	S&P/ASX 300	VALUE-ADDED (GROSS) VS. BENCHMARK
One Month Return	-2.8	-2.8	-3.3	0.5
Three Month Return	9.7	9.6	9.1	0.6
Year-to-Date Return	-0.4	-0.8	-1.8	1.4
One Year Annualized Return	-0.4	-0.8	-1.8	1.4
Three Year Annualized Return	7.4	7.0	5.5	1.9
Five Year Annualized Return	8.5	8.0	7.1	1.4
SINCE-INCEPTION ANNUALIZED RETURN	9.7	9.3	8.6	1.1

■ Sustainable Australian Equity ■ S&P/ASX 300

ASSETS UNDER MANAGEMENT

As of September 30

Strategy: \$AUD

325.1 MILLION

PARAMETERS

Typical Portfolio

Carbon Reduction

20% relative to BM

Tracking Error

1.5-2.5%

Max Active Position

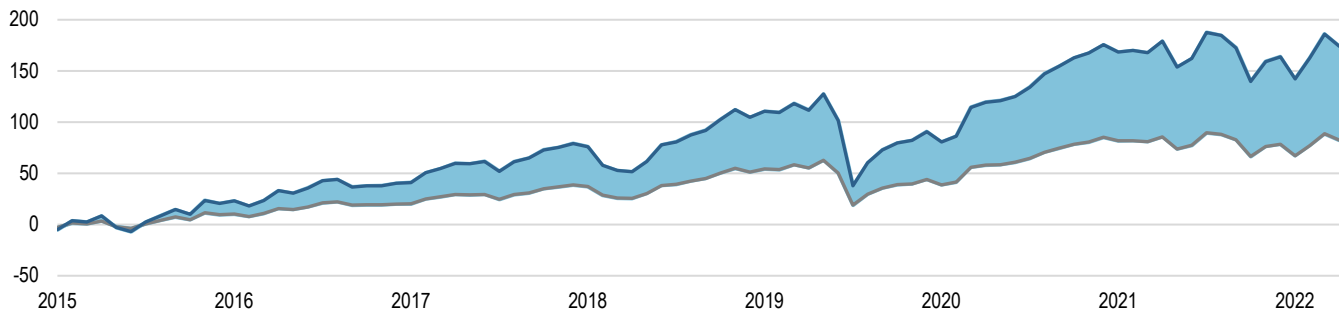
1.25%

Number of Holdings

100-140

COMPOSITE CUMULATIVE PERFORMANCE*

NET RETURNS (%)



*Revenue is calculated by a third party ESG research provider.

**Returns that include the most recent month are preliminary. The Acadian Sustainable Australian Equity strategy has been certified by RIAA according to the strict operational and disclosure practices required under the Responsible Investment Certification Program. See www.responsiblereturns.com.au for details. The Responsible Investment Certification Program does not constitute financial product advice. Neither the Certification Symbol nor RIAA recommends to any person that any financial product is a suitable investment or that returns are guaranteed. Appropriate professional advice should be sought prior to making an investment decision. RIAA does not hold an Australian Financial Services Licence. Acadian Asset Management LLC claims compliance with the Global Investment Performance Standards (GIPS®). GIPS® is a registered trademark of CFA Institute. CFA Institute does not endorse or promote this organization, nor does it warrant the accuracy or quality of the content contained herein. Reference to the benchmark is for comparative purposes only and is not intended to indicate that the composite will contain the same investments as the benchmark. Investors have the opportunity for losses as well as profits. Past performance is no guarantee of future results. Past performance may differ significantly from future performance due to market volatility. The complete performance disclosure can be found in the composite performance disclosure page attached. Index Source: Copyright © 2023, Standard & Poor's Financial Services LLC. All rights reserved.

STRATEGY CHARACTERISTICS

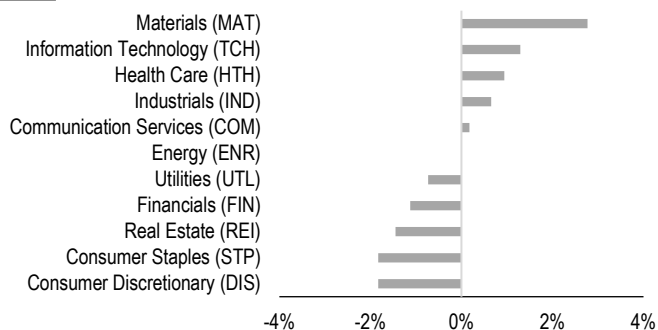
	SUSTAINABLE AUSTRALIAN EQUITY	S&P/ASX 300
VALUATION		
Price/Earnings	13.9	15.1
Price/Book	2.0	2.1
Price/Sales	1.8	2.2
Price/Cash Earnings	9.3	10.4
Yield	4.7%	4.6%
SIZE BREAKDOWN		
Top 20	56.8%	60.8%
21-50	14.1%	16.6%
51-100	13.0%	12.0%
101-200	10.3%	7.9%
201-300	3.4%	2.7%
Ex-Index	1.3%	0.0%
WEIGHTED AVERAGE (BLN)	75.0	74.8
MEDIAN (BLN)	3.8	2.1
ACTIVE SHARE OF PORTFOLIO (%)	29.6	

TOP TEN HOLDINGS

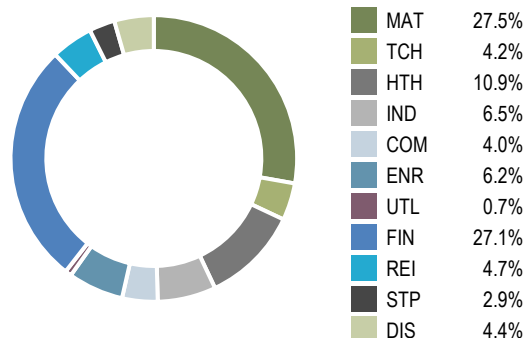
	% OF PORTFOLIO
BHP GROUP LTD	11.5
COMMONWEALTH BANK OF AUSTRALIA	7.1
CSL LTD	7.1
WESTPAC BANKING CORP	4.7
ANZ GROUP HOLDINGS LTD	4.3
NATIONAL AUSTRALIA BANK LTD	4.2
TELSTRA GROUP LTD	3.1
WOODSIDE ENERGY GROUP LTD	2.5
RIO TINTO LTD	2.4
MACQUARIE GROUP LTD	2.2
NUMBER OF SECURITIES	132
% OF PORTFOLIO FOR TOP 20 CURRENT HOLDINGS	61.0
% OF NON-BENCHMARK PORTFOLIO HOLDINGS	1.3

CURRENT POSITIONING - SECTOR

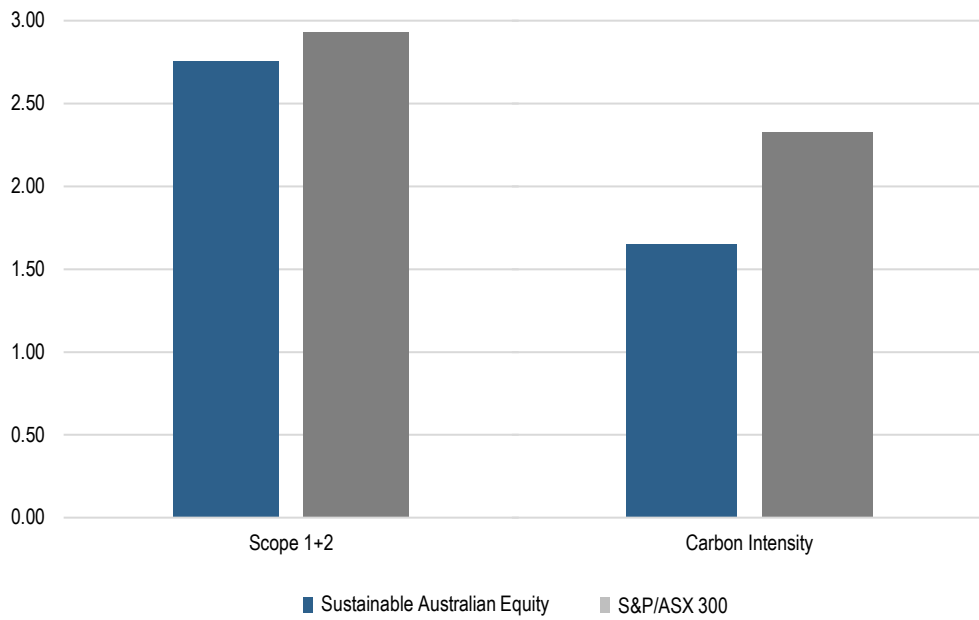
ACTIVE



ABSOLUTE



CARBON EXPOSURES



Scope 1: Direct emissions through the consumption of fossil fuels, includes industrial use, power generation and aircraft

Scope 2: Indirect emissions through consumption of purchased electricity

Carbon Intensity: (Scope 1 + Scope 2/Sales)

Index Source: Copyright © 2023, Standard & Poor's Financial Services LLC. All rights reserved.

ANNUAL PERFORMANCE DISCLOSURE – SUSTAINABLE AUSTRALIAN EQUITY

	Composite Return (%) Gross-of-Fees	Composite Return (%) Net-of-Fees	Benchmark Return (%)	Dispersion of Returns Within Composite (%)	Three-Year ex-Post Standard Deviation of Absolute Gross Returns		Number of Portfolios in Composite	Assets In Composite (\$MMs)	Total Firm Assets Under Management (\$MMs)
					Composite	Benchmark			
2015*	4.9	4.8	3.5	n/a	n/a	n/a	1	30	91,862
2016	12.4	11.9	11.8	n/a	n/a	n/a	1	64	102,435
2017	11.5	11.1	11.9	n/a	n/a	n/a	1	87	123,716
2018	-3.0	-3.4	-3.1	n/a	9.8	9.7	1	94	121,219
2019	24.7	24.2	23.8	n/a	8.8	8.5	1	167	144,010
2020	3.7	3.3	1.7	n/a	18.2	17.7	1	174	138,960
2021	20.1	19.6	17.5	n/a	17.4	16.9	1	352	159,769

*Performance Inception: September 1, 2015. This composite was created on: July 1, 2016. All figures stated in AUD.

Acadian Asset Management claims compliance with the Global Investment Performance Standards (GIPS®) and has prepared and presented this report in compliance with the GIPS standards. Acadian Asset Management has been independently verified for the periods January 1, 1994 through December 31, 2021¹. A copy of the verification report is available upon request. A firm that claims compliance with the GIPS standards must establish policies and procedures for complying with all the applicable requirements of the GIPS standards. Verification provides assurance on whether the firm's policies and procedures related to composite and pooled fund maintenance, as well as the calculation, presentation, and distribution of performance, have been designed in compliance with the GIPS standards and have been implemented on a firm-wide basis. Verification does not provide assurance on the accuracy of any specific performance report. Reference to the benchmark is for comparative purposes only and is not intended to indicate that the composite will contain the same investments as the benchmark. Investors have the opportunity for losses as well as profits. **Past performance is no guarantee of future returns. Past performance may differ significantly from future performance due to market volatility.** Acadian Asset Management is an investment adviser specializing in global equity management. Acadian Asset Management is defined to include assets managed by Acadian Asset Management LLC, an investment adviser registered with and regulated by the United States Securities and Exchange Commission, as well as assets managed by its wholly-owned affiliates, Acadian Asset Management (Australia) Limited (ABN 41 114 200 127), Acadian Asset Management Singapore Pte Ltd, (Registration Number: 199902125D) is licensed by the Monetary Authority of Singapore, and Acadian Asset Management (UK) Limited, authorized and regulated by the Financial Conduct Authority of the United Kingdom. On June 30, 2015, Acadian acquired the assets of Acadian's Australian office.

Methodology: Returns are net of foreign withholding taxes on dividends, interest, and capital gains. Since January 1, 2010 Acadian's methodology was augmented to produce a more accurate gross return figure by eliminating modest cash flows such as securities lending income and custodial fees which are regarded as independent of the investment management process; the reinvestment of all income and trading expenses continue to be included. Monthly composite results are asset-weighted by beginning-of-month asset values of member portfolios which are geometrically linked to arrive at the annual composite return. Net-of-fee performance is calculated on a monthly basis by deducting a model management fee equal to 1/12 of the highest annual management fee listed in the standard fee schedule for accounts shown below. The standard fee schedule for accounts managed with this product is 0.4% on assets managed. Management fees may vary according to the range of services provided, investment performance, and the amount of assets under management. Constituent portfolios are included from the first full month after inception to the present or the last full month prior to cessation of the client relationship with the firm. For example, an account that opened January 15, 2019 will be included beginning February 1, 2019. An account that terminated February 12, 2019 will be included through January 31, 2019. Policies for valuing investments, calculating performance, and preparing GIPS reports are available upon request.

Dispersion and Standard Deviation: Acadian's broad definitions are mainly the product of a highly customized process that may result in modest differences with regards to portfolio characteristics among constituents. All accounts managed with directly comparable investment objectives are included, though it's possible for members to utilize slightly different benchmarks in optimization and reporting. Although at times dispersion among constituents may be high, the long-term forecast for each portfolio is consistent with the overall composite. The 'Dispersion' statistic presented above uses gross of fee returns and is an annual, asset-weighted standard deviation calculation performed only on those portfolios who have been members for the entire calendar year. These figures are not applicable if there is only one portfolio in the composite for the full year. Thirty-six months are required to calculate the 'Three Year ex-Post Standard Deviation' statistic. These figures are not applicable if thirty-six months of composite returns are not available.

Composite Description: This composite invests in Australian equities with a focus on companies that exhibit socially responsible characteristics. These include companies with prudent management behaviors with respect to external transparency, internal controls, and compliance with international norms on environment, human rights, labor rights, corruption and inhumane weapons. The strategy also seeks to reduce carbon emission exposure relative to the Australian market. As of April 1, 2019 this composite was renamed from "Australian Equity (Socially Responsible)." Complete lists of the firm's composite descriptions, limited distribution pooled fund descriptions, and broad distribution funds are available upon request.

Benchmark Description: The benchmark for the composite is S&P/ASX 300 Accumulation Index. The S&P/ASX 300 is a float-adjusted market capitalization index that is designed to measure the broad equity market performance of up to 300 of Australia's largest securities by market capitalization. This is an accumulation index which assumes the reinvestment of dividends to measure both growth and dividend income.

Index Source: Copyright © 2023. Standard & Poor's Financial Services LLC. All rights reserved.

¹Ashland Partners verified Acadian's GIPS Compliance claim through March 31, 2017. ACA Compliance Group acquired Ashland's GIPS Verification unit and provided subsequent verifications.

GIPS® is a registered trademark of CFA Institute. CFA Institute does not endorse or promote this organization, nor does it warrant the accuracy or quality of the content contained herein.

GENERAL LEGAL DISCLAIMER

These materials provided herein may contain material, non-public information within the meaning of the United States Federal Securities Laws with respect to Acadian Asset Management LLC, BrightSphere Investment Group Inc. and/or their respective subsidiaries and affiliated entities. The recipient of these materials agrees that it will not use any confidential information that may be contained herein to execute or recommend transactions in securities. The recipient further acknowledges that it is aware that United States Federal and State securities laws prohibit any person or entity who has material, non-public information about a publicly-traded company from purchasing or selling securities of such company, or from communicating such information to any other person or entity under circumstances in which it is reasonably foreseeable that such person or entity is likely to sell or purchase such securities.

The information provided has been prepared by Acadian from our internal records. Acadian refers to Acadian Asset Management LLC and Acadian Asset Management (Australia) Limited as a collective. It is not intended to replace the official records of your account that you receive directly from the custodian. You are encouraged to compare the information provided to you by Acadian to that provided by the custodian and to contact us with any questions.

Acadian provides this material for informational purposes only. It does not constitute or form part of any offer to issue or sell, or any solicitation of any offer to subscribe or to purchase, shares, units or other interests in investments that may be referred to herein and must not be construed as investment or financial product advice. The value of investments may fall as well as rise and you may not get back your original investment.

Past performance is not necessarily a guide to future performance or returns. Acadian has taken all reasonable care to ensure that the information contained in this material is accurate at the time of its distribution, no representation or warranty, express or implied, is made as to the accuracy, reliability or completeness of such information. This material contains privileged and confidential information and is intended only for the recipient/s. Any distribution, reproduction or other use of this presentation by recipients is strictly prohibited. If you are not the intended recipient and this presentation has been sent or passed on to you in error, please contact us immediately. Confidentiality and privilege are not lost by this presentation having been sent or passed on to you in error.

Acadian's quantitative investment process is supported by extensive proprietary computer code. Acadian's researchers, software developers, and IT teams follow a structured design, development, testing, change control, and review processes during the development of its systems and the implementation within our investment process. These controls and their effectiveness are subject to regular internal reviews, at least annual independent review by our SOC1 auditor. However, despite these extensive controls it is possible that errors may occur in coding and within the investment process, as is the case with any complex software or data-driven model, and no guarantee or warranty can be provided that any quantitative investment model is completely free of errors. Any such errors could have a negative impact on investment results. We have in place control systems and processes which are intended to identify in a timely manner any such errors which would have a material impact on the investment process.

Acadian Asset Management LLC has wholly owned affiliates located in London, Singapore, and Sydney. Pursuant to the terms of service level agreements with each affiliate, employees of Acadian Asset Management LLC may provide certain services on behalf of each affiliate and employees of each affiliate may provide certain administrative services, including marketing and client service, on behalf of Acadian Asset Management LLC.

Acadian Asset Management LLC is registered as an investment adviser with the U.S. Securities and Exchange Commission. Registration of an investment adviser does not imply any level of skill or training.

Acadian Asset Management (Singapore) Pte Ltd, (Registration Number: 199902125D) is licensed by the Monetary Authority of Singapore.

Acadian Asset Management (Australia) Limited (ABN 41 114 200 127) is the holder of Australian financial services license number 291872 ("AFSL"). It is also registered as an investment adviser with the U.S. Securities and Exchange Commission. Under the terms of its AFSL, Acadian Asset Management (Australia) Limited is limited to providing the financial services under its license to wholesale clients only. This marketing material is not to be provided to retail clients.

Acadian Asset Management (UK) Limited is authorized and regulated by the Financial Conduct Authority ('the FCA') and is a limited liability company incorporated in England and Wales with company number 05644066. Acadian Asset Management (UK) Limited will only make this material available to Professional Clients and Eligible Counterparties as defined by the FCA under the Markets in Financial Instruments Directive.

The material provided may contain information from Standard & Poor's Financial Services LLC ("S&P"). Reproduction of S&P Index data and/or information in any form is prohibited except with the prior written permission of Standard & Poor's Financial Services LLC ("S&P"). Because of the possibility of human or mechanical error by S&P's sources, S&P or others, S&P does not guarantee the accuracy, adequacy, completeness or availability of any data or information and is not responsible for any errors or omissions or for the results obtained from the use of such data or information. S&P gives no express or implied warranties, including, but not limited to, any warranties of merchantability or fitness for a particular purpose or use. In no event shall S&P be liable for any indirect, special or consequential damages in connection with subscriber's or others' use of S&P Index data or information.

The material provided may contain information from third party sources. Because of the possibility of error by third party sources, Acadian does not guarantee the accuracy, adequacy, completeness or availability of any data or information and is not responsible for any errors or omissions or for the results obtained from the use of such data or information.

Reference to the benchmark is for comparative purposes only and is not intended to indicate that the portfolio will contain the same investments as the benchmark.



GLOBAL AFFILIATES

Boston London Singapore Sydney

ACADIAN-ASSET.COM